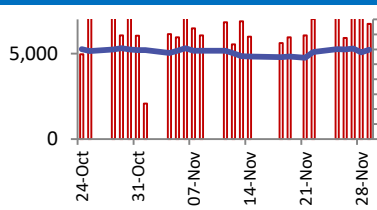
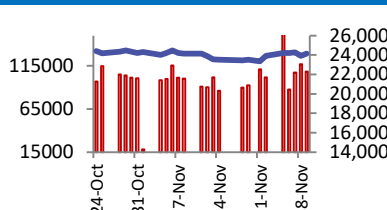


BSE



Open	79033
High	79924
Low	79026
Close	79803
Change	759
Volume (Lacs)	6298
Turnover (Rs.inCr)	6741

NSE



Open	23927
High	24188
Low	23927
Close	24131
Change	217
Volume(Lacs)	36420
Turnover(Rs.in Cr)	108459

World Markets	Current	Previous	Pt. Chg	Var(%)
Dow	44911	44722	189	0.4%
Dow Futures	44981	45055	(74)	-0.2%
Nasdaq	19218	19060	158	0.8%
FTSE	8287	8281	6	0.1%
Nikkei	38220	38208	12	0.0%
Hang Seng	19467	19424	43	0.2%
Gift Nifty	24344	24395	(52)	-0.2%
Straits Singapore	3763	3739	24	0.6%
South Korea	2457	2456	1	0.0%
Taiwan	22724	22263	461	2.1%
Shanghai	3353	3326	27	0.8%

Commodity Prices	Current	Previous	Pt. Chg	Var(%)
Copper (\$/MT)	9011	9002	9	0.1%
Alumin (\$/MT)	2594	2599	(5)	-0.2%
Zinc (\$/MT)	3103	3054	49	1.6%
Brent Crude (\$/bbl)	72	72	0	0.6%
Gold (\$/Ounce)	2627	2643	(16)	-0.6%
Silver (\$/Ounce)	30	31	(0)	-1.4%
Light Crude (\$/bbl)	68	68	0	0.6%
N G (\$/mmbtu)	3	3	(0)	-4.9%
Sugar (\$/MT)	548	556	(8)	-1.5%
Rubber (Rs./kg)	196	194	3	1.3%
Baltic Dry Index	1354	1419	(65)	-4.6%

Currency Exchange Rate	Current	Previous	Var(%)
Rs./ \$ rate	84.49	84.50	0.00%
Rs./ Euro	89.22	89.00	0.25%
Rs./Chinese Yuan	11.64	11.66	-0.22%
Yen / \$ rate	150.56	149.77	0.53%
\$ US/Euro	1.05	1.06	-0.48%

Dollar Index	Current	Previous	Var(%)
Dollar Index	106.28	105.74	0.52%

Support/ Resistance Levels for Today		
	Nifty	Bank Nifty Fut
Support 1	24070	52100
Support 2	24000	51840
Resistance	24200	52540

Securities in Ban For Trade
NIL

Market Review

US: The S&P 500 and Dow Jones Industrial Average notched record closing highs in a shortened Black Friday session, lifted by technology stocks such as Nvidia, opens new tab, while retail was in focus as the holiday shopping season kicked off.

Asia: Stocks in the Asia-Pacific region gained on Monday's early session following a record monthly closing on Wall Street. Emerging economies' currencies will be in focus after US President-elect Donald Trump demanded a commitment from the BRICS nations on using the Dollar.

India: Benchmark equity indices gained for a second consecutive week adding nearly 3% in two weeks. On Friday, both the indices recovered from their steep falls in the previous session as Bharti Airtel Ltd. and Reliance Industries Ltd. shares contributed the most. **Market is expected to open on a flattish note and likely to witness range bound move during the day.**

Global economy: Japanese corporate spending on plant and equipment accelerated in the third quarter, signalling that solid domestic demand was underpinning the country's fragile economic recovery and strengthening the case for further increases in interest rates. Capital spending surged 8.1% yoy in Q3, accelerating from the previous quarter's 7.4% gain and the strongest showing since a 16.4% jump for quarter Dec'23.

U.S. President-elect Donald Trump on Saturday demanded that BRICS member countries commit to not creating a new currency or supporting another currency that would replace the United States dollar or face 100% tariffs.

China's manufacturing sector grew at a faster-than-expected pace in November, as a slew of recent stimulus measures from Beijing appeared to be bearing fruit. The Caixin Manufacturing PMI read 51.5 for November, much higher than expectations for a reading of 50.6, and the prior month's reading of 50.3. The stronger print was driven by improved local and overseas demand.

Commodities: Oil prices drifted higher in Asian trade on Monday following some positive economic readings from top importer China, with focus turning to an upcoming OPEC+ meeting for more cues on supplies.

Gold prices slipped on Monday, snapping a four-session rally as the dollar firmed, while market participants awaited key U.S. economic data for clues on the Federal Reserve's monetary policy outlook.

Currency: The dollar index gained, making bullion costlier for holders of other currency.

FII Derivative Transactions (Rs. Cr)

Contracts	Purchase		Sell		Net	Open Interest (OI)		OI (Previous day)		Change	
	Contract	Value	Contract	Value	Value	Contract	Value	Contract	Value	Contract	Value
Index Future	41345	2677	37810	2460	217	339649	22775	344265	22955	(4616)	(180)
Index Option	11860987	744122	11853234	744229	(107)	4505294	288822	3875665	246739	629629	42083
Stock Future	315677	20833	256030	16801	4032	4828235	322978	4763054	317072	65181	5906
Stock Option	637386	43381	672191	45584	(2203)	416375	27512	199400	13371	216975	14141
Total	12855395	811013	12819265	809074	1939	10089553	662087	9182384	600137	907169	61950

FII All Activity-BBG (Rs Cr)	Buy	Sell	Net
22-Nov-24	17894	16821	1073
25-Nov-24	85096	75480	9616
26-Nov-24	13852	10037	3815
27-Nov-24	11048	12097	(1049)
28-Nov-24	15571	24104	(8533)
Month to date- Nov	319216	336485	(17268)
FII (Prov.) (Rs Cr)	Buy	Sell	Net
25-Nov-24	85252	75304	9948
26-Nov-24	10971	9813	1158
27-Nov-24	13027	13019	8
28-Nov-24	10796	22552	(11756)
29-Nov-24	14786	19170	(4384)
Month to date-Nov	306735	352710	(45974)
DII (Prov.) (Rs. Cr)	Buy	Sell	Net
25-Nov-24	17625	24533	(6908)
26-Nov-24	8406	10317	(1911)
27-Nov-24	10230	8928	1302
28-Nov-24	17685	8967	8718
29-Nov-24	15202	9478	5723
Month to date-Nov	229409	184925	44484
FII Debt - BBG (Rs. Cr)	Buy	Sell	Net
22-Nov-24	1668	1605	64
25-Nov-24	2797	803	1994
26-Nov-24	4146	2407	1739
27-Nov-24	2859	1381	1478
28-Nov-24	2762	754	2008
Month to date- Nov	47401	50597	(3196)

Market Breadth	BSE		NSE	
	No.	%	No.	%
Advance	2347	58%	1752	62%
Decline	1606	40%	1034	36%
Unchanged	97	2%	59	2%

Market Turnover	29-Nov	28-Nov	Var (%)
BSE Cash	6741	7210	-7%
NSE Cash	108459	116894	-7%
NSE Futures	109130	351131	-69%
NSE Options	8022754	43070511	-81%
Total (Rs.Cr)	8247084	43545746	-81%

Volatility Index	29-Nov	28-Nov
Volatility Index	14.43	15.21

Index PE - TTM	29-Nov	Yr. High	Yr. Low
Sensex	22.8	26.0	21.8
Nifty	22.2	28.8	20.8

Corporate News

RBL Bank and Bajaj Finance end co-branded credit cards partnership

RBL Bank and consumer financier Bajaj Finance have mutually decided to cease the issuance of co-branded credit cards under their partnership, as the synergies initially envisioned have undergone significant changes. RBL Bank partnered with Bajaj Finance in 2016 to issue co-branded credit cards for a period of five years. (BS)

KEC International Receives New Orders Worth Rs 1,040 Crore

The company has secured new orders worth Rs 1,040 cr in its transmission and distribution business in the international markets. The first order received by the company is for supply of towers, hardware and poles in America and second order is for 220 kV transmission lines in CIS. (NDTV)

Inox Green Energy Services divests its stake held in WoS

Inox Green Energy Services has completed the divestment/sale of entire equity shares of Rs. 10 each held by the Company in its wholly owned subsidiary NVWEPL to IGREL Renewables, a related party controlled and owned by significant beneficial owners of the Company, at a face value of Rs. 10 each. (BS)

Economy

India's GDP growth slows to seven-quarter low of 5.4% in July-September amid weak consumption

India's economic growth slowed to 5.4% in the second quarter of FY25. This decline is from 7.6% last year and 6.7% in the first quarter. Economists cite weaker consumption and bad weather as reasons. Retail food inflation surged, and corporate earnings fell. The RBI maintained its growth forecast but showed caution due to inflation. (ET)

Fiscal deficit hits 46.5% of FY25BE

India's fiscal deficit for the first seven months of 2024-25 hit 46.5% of the annual target, slightly up from last year's 45%. Revenue expenditure increased, while tax revenue growth remained subdued. Although capital spending is expected to drop, experts believe the fiscal gap can still be contained within the 4.9% GDP target. (ET)

International

Tesla rolls out new full self driving version with enhanced features

Tesla Inc has begun rolling out version 13.2 of its Full Self-Driving software, marking a significant update to its autonomous vehicle capabilities. FSD V13.2 introduces several new features, including enhanced audio input for detecting emergency vehicles, improved end-to-end neural network processing for highway driving, and updates for parking and reversing functionality. (Inv)

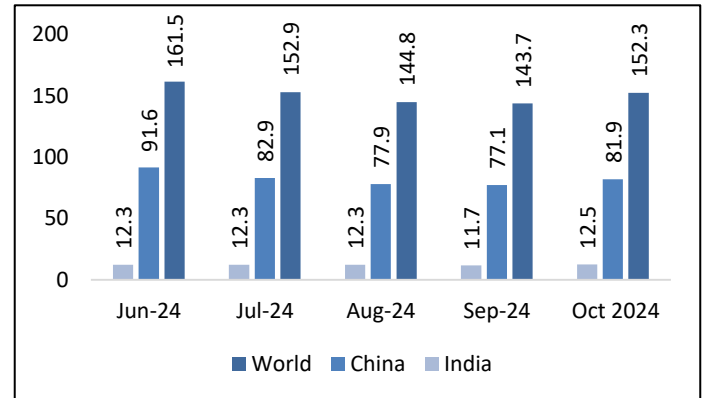
Top 5 Nifty Gainers	29-Nov	28-Nov	Var(%)
BHARTIARTL	1627	1560	4.3%
CIPLA	1534	1493	2.8%
SUNPHARMA	1781	1734	2.7%
M&M	2966	2899	2.3%
ADANIPTS	1190	1168	1.9%
Top 5 Nifty Losers	29-Nov	28-Nov	Var(%)
POWERGRID	329	334	-1.3%
SHRIRAMFIN	3020	3044	-0.8%
HEROMOTOCO	4762	4784	-0.5%
APOLLOHOSP	6829	6841	-0.2%
NESTLEIND	2235	2236	-0.1%

BSE Index Watch	Last	1 day	1 wk	1 mth	1 yr
SENSEX	79803	1.0%	0.9%	0.1%	18.3%
MIDCAP	46071	0.3%	2.3%	-0.5%	33.2%
SMLCAP	55200	0.8%	4.9%	-0.8%	36.1%
AUTO	52898	0.9%	-0.5%	-2.3%	32.7%
BANKEK	59298	0.3%	1.7%	0.7%	16.9%
Capital Goods	70700	0.8%	4.9%	1.6%	39.3%
FMCG	21213	0.4%	2.1%	-2.6%	9.1%
Health Care	43666	2.0%	1.6%	-1.0%	43.3%
IT	42783	0.3%	-0.2%	5.6%	28.7%
METAL	30537	0.7%	1.1%	-3.0%	24.6%
Oil & Gas	26813	1.0%	4.2%	-3.2%	29.9%
Power	7490	0.6%	2.7%	-5.2%	49.9%
Realty	7960	-0.6%	1.4%	1.0%	38.9%

NSE USD Futures	29-Nov	28-Nov	Var (%)
Nov Expiry (Rs./\$)	84.20	84.20	0.0%
Dec Expiry (Rs./\$)	83.88	83.88	0.0%
Total Turnover (Rs. Crore)	8243	11271	-27%

Sectors	TTM PE
Auto	29.95
Auto Ancillary	49.58
Banking	14.3
Engineering	46.79
Cement	82.53
Diamonds & Jewellery	57.67
Housing Finance	26.08
Infrastructure & Const	34.5
Metals-Aluminium	37.75
Metal – Steel	16.32
Oil Expl.	14.81
Pharma	9.61
Power – Gen. Supp.	43.34
Information Tech.	28.75
Sugar	24.18
Telecom Serv. Prov.	71.04
Tyres	28.69

Crude steel production (MT) (Source: NBRR)



10 year G-Sec Yield	Current	Previous	Change
US	4.21%	4.17%	4 bps
Japan	1.08%	1.05%	3 bps
India	6.74%	6.83%	(9) bps
UK	4.24%	4.28%	(3) bps
Libor 3 Mths	4.85%	4.85%	(0) bps

Indian Eco Data	Current	Previous	Var(%)
Forex Reserve (US\$ in bn)	657	657	0.0%
Inflation - WPI	2.36%	1.84%	52 bps
Inflation - CPI	6.21%	5.49%	72 bps

India GDP	Q2FY25	Q1FY25	Var(%)
Growth	5.40%	6.70%	(130)bps

Monetary Policy	Current	Previous	Change
Repo Rate	6.50%	6.50%	0 bps
Reverse Repo Rate	3.35%	3.35%	0 bps
CRR	4.50%	4.50%	0 bps
O/S Banking System Liquidity (Rs bn)	101	-105	206.2

IIP Growth %	Sep-24	Sep-23	Apr-Feb
IIP	3.1	6.4	4.4
Capital Goods	0.7	13.1	3.6
Mining	1.0	10.0	4.1
Manufacturing	-3.7	15.3	6.6
Electricity	-4.3	12.3	5.1

ADR Price Movement

Company	Price (US\$)	Volume	Previous Day Price	Volume	Variance (%)	No. of Share Per ADR	ADR Price (Rs.)	BSE Price	Variance (%)
Infosys Tech	22.07	5620906	22.74	9141186	-2.95%	1	1864.75	1857.85	0.4%
Wipro	6.99	1642885	7.03	3726939	-0.57%	1	590.60	577.85	2.2%
Dr.Reddy's	14.14	565482	14.08	2124959	0.43%	1	1194.72	1202.30	-0.6%
ICICI Bank	30.55	3612836	30.87	6798212	-1.04%	2	1290.62	1300.10	-0.7%
HDFC Bank	66.76	2688657	67.50	5700031	-1.10%	3	1880.24	1796.05	4.7%

GDR's (US\$)

	Prices	Prev. Close	Change	Var %
L&T	44.00	43.50	0.5	1.1%
RIL	60.30	60.20	0.1	0.2%
SBI	99.70	99.80	(0.1)	-0.1%

US Economy Data	Current	Previous
Inflation (%) (YoY)	2.60%	2.40%
Unemployment (%)	4.10%	4.10%

Interest Rate (%)	Current	Previous
Fed Rate	4.75%	5.00%

US GDP	Q2CY24	Q1CY24
Growth (QoQ Annualized)	2.80%	3.00%

China Economy Data	Current	Previous
GDP	4.60%	4.70%
Inflation - CPI (%)	0.30%	0.40%

Economic Calendar

	Date
Indian GDP Data	28 Feb
Indian Inflation Data CPI	12 Dec
Indian Inflation Data WPI	16 Dec
Indian Monetary Policy	06 Dec
India's Industrial Production (IIP)	12 Dec
US Inflation Data	11 Dec
US GDP	19 Dec
US Unemployment Data	06 Dec
US Fed Rate	19 Dec
China GDP	15 Jan
China Inflation Data	09 Dec

Event Update

Name	Date	Purpose
Rajoo Engineers Ltd.	02-12-24	Bonus issue
Diamond Power Infrastructure Ltd.	03-12-24	Stock Split from Rs.10/- to Re.1/-
Indo US Bio-Tech Ltd.	03-12-24	Rs.0.25 per share(2.5%)Interim Dividend
Wipro Ltd.	03-12-24	Bonus issue
Can Fin Homes Ltd.	04-12-24	Rs.6.00 per share(300%)Interim Dividend
Emkay Taps And Cutting Tools Ltd.	04-12-24	Merger/HiveOff
Tara Chand Infralogistic Solutions Ltd.	05-12-24	Split/Subdivision
Consecutive Investments & Trading Company Ltd.	06-12-24	Bonus issue
Eraaya Lifespaces Ltd.	06-12-24	Stock Split from Rs.10/- to Re.1/-
Kody Technolab Ltd.	06-12-24	Bonus
Phoenix Township Ltd.	06-12-24	Rs.0.10 per share(1%)First Interim Dividend
Sobha Ltd.	06-12-24	First and Final call on Partly paid up equity shares of Rs. 825.50 Comprising (5 as face value and 820.50 as Premium)
Achyut Healthcare Ltd.	10-12-24	Bonus issue
Global Education Ltd.	10-12-24	Split/Subdivision
Shradha Infraprojects Ltd.	10-12-24	Split/Subdivision
Exxaro Tiles Ltd.	13-12-24	Stock Split from Rs.10/- to Re.1/-
Grasim Industries Ltd. -	13-12-24	Rights Issue Partly Paidup)Second and Final Call of Rs.906/- (Re.1 FV+Rs.905/- Premium
Bambino Agro Industries Ltd.	19-12-24	Rs.1.60 per share(16%)Final Dividend

Bulk Deal As On 29/11/24

BSE					
Security Code	Security Name	Client Name	Deal	Quantity	Price
543319	AAPLUSTRAD	KIRITKUMAR MADHAVLAL SHAH	B	152000	12.15
543319	AAPLUSTRAD	RAJ KUMAR SINGH	S	152000	12.15
539661	ACEMEN	MANISH KUMAR HUF	B	22000	84
531673	ANKIN	AMIT PRABHAKAR WADEKAR	B	50000	16.17
531673	ANKIN	SHIVANSHU PANDEY	B	68000	15.8
531673	ANKIN	TARUN JAIN	S	118056	15.8
531381	ARIHANT	MITHUN PADAM SACHETI	B	174000	685
531381	ARIHANT	MITHUN PADAM SACHETI	B	174000	685
531381	ARIHANT	MONET SECURITIES PRIVATE LTD	S	348000	685
531381	ARIHANT	MONET SECURITIES PRIVATE LTD	S	174000	685
531381	ARIHANT	MONET SECURITIES PRIVATE LTD	S	174000	685
531381	ARIHANT	SIDDHARTHA SACHETI	B	174000	685
531381	ARIHANT	SIDDHARTHA SACHETI	B	174000	685
530187	ATHARVENT	BHUMI GADIA	S	90000	3.25
530187	ATHARVENT	GOURAVKUMAR	B	100000	3.25
543439	BRANDBUCKT	COPO HOLDINGS PRIVATE LIMITED	S	200000	14.33
543439	BRANDBUCKT	CREATEROI FINANCIAL CONSULTANCY PRIVATE LIMITED.	B	124000	14.33
543439	BRANDBUCKT	LAKSHYARJAIN	S	208000	14.34
543439	BRANDBUCKT	MULTIPLIER SHARE & STOCK ADVISORS PRIVATE LIMITED	B	638000	14.34
530427	CHOKSI	VALIA BROTHERS PVT LTD	B	21145	83.34
512379	CRESSAN	APPLE TRADEWING	S	2343392	9.22
512379	CRESSAN	APPLE TRADEWING	B	100000	9.21
530705	FLORATX	GUTTIKONDA RAJASEKHAR	B	37306	131
542918	GIANLIFE	ARUN KUMAR GUPTA	B	65217	19.66
513536	GNRL	CLEAR WATER COMMODITIES PRIVATE LIMITED	S	482331	24.37
513536	GNRL	RAJASTHAN GASES LIMITED	S	11000000	24.53
513536	GNRL	RAVI OMPRAKASH AGRAWAL	B	11000000	24.53
538838	ICL	MULTIPLIER SHARE & STOCK ADVISORS PRIVATE LIMITED	S	54000	51.39
538838	ICL	MULTIPLIER SHARE & STOCK ADVISORS PRIVATE LIMITED	B	20304	51.39
538838	ICL	SETU SECURITIES PVT. LTD.	S	40000	51.39
538838	ICL	SETU SECURITIES PVT. LTD.	B	40000	51.39
541983	INNOVATIVE	ABDULKADAR MOHAMMED SHAIKH	B	100000	27.47
541983	INNOVATIVE	MI LIFESTYLE MARKETING GLOBAL PRIVATE LIMITED	S	113000	27.5
538422	JACKSON	STARWISE INFRAHOMES PRIVATE LIMITED	S	2953563	0.86
512415	MERCTRD	GLASTON MARIO MENEZES	S	14000	81.26
512415	MERCTRD	RADIANT GLOBAL FUND-CLASS B PARTICIPATING SHARES	S	45601	81.26
530167	MONGIPA	NISHANT INBUILD LIMITED	S	53000	58.18
530167	MONGIPA	NITIN MAROTRAO UPARE	B	25000	59.73
539275	MSL	BOSHOBY UTKARSH PATEL	S	90000	196.53
539275	MSL	PIYUSH JASHWANTLAL SHAH	B	90000	196.53
517431	NARMP	JOGESH ROOPAJI PRAJAPATI	S	22500	84.24
517431	NARMP	MULTIPLIER SHARE & STOCK ADVISORS PRIVATE LIMITED	B	26237	84.24
531272	NIKKIGL	VARSHA ACHYUTKUMAR MODI	B	50000	11.24
511644	OMEGAIN	JR SEAMLESS PRIVATE LIMITED	B	5153	248.2
526490	PRATIK	VIRALKUMAR PRAVINKUMAR THAKKAR	B	403294	5.95
540404	PRIMEFRESH	PRASHANT PRAKASHCHANDRA JOSHI	S	246750	215.26
541601	RAJNISH	GAURI NANDAN TRADERS	S	4257000	1.76
540259	SHANGAR	KAPADIA FINWEALTH LLP .	S	118420	11.05
540259	SHANGAR	NISHIL FINANCIAL ADVISORS LLP .	S	90030	10.67

540259	SHANGAR	NISHIL SHAH	S	100000	10.57
540259	SHANGAR	NOBLE POLYMERS LIMITED NOBLE	S	66593	10.92
540259	SHANGAR	UMA SHANKAR EXIM PRIVATE LIMITED	B	546138	10.82
531205	SPRIGHT	AVENUE BUSINESS CENTER PRIVATE LIMITED	S	3000000	11.41
511700	STANCAP	COX WORLDWIDE CONSULTANTS PVT LTD	S	16234070	1
511700	STANCAP	SAROJ GUPTA	B	10000000	1
543914	SWATIPRO	MADHU SHARMA	S	52509	112.3
526675	TIRTPLS	PRAGNESHKUMAR GIRISHCHANDRA DAVE	B	22383	30.4
521005	TITANIN	CTIL MEDIA PRIVATE LIMITED	S	1140	44.05
521005	TITANIN	CTIL MEDIA PRIVATE LIMITED	B	373989	44.11
521005	TITANIN	SECPL ENGINEERING CONSTRUCTION PRIVATE LIMITED	S	203000	43.98
542765	TRANSPACT	KAUSHIK MAHESH WAGHELA	B	7000	218.01
542765	TRANSPACT	NIKHIL GUPTA	S	2000	221.5
542765	TRANSPACT	RAJARAMCHODHARY	S	2000	217.25
542765	TRANSPACT	VISHAL MAHESH WAGHELA	S	10500	224.73
542765	TRANSPACT	YELLOWSTONE VENTURES LLP	B	12500	225.23
544002	VIVAA	SWETABEN GUNJAN VORA	B	20000	40.8
530057	VIVANZA	PARTH HEMANT PARIKH	S	233101	3.79
511509	VIVOBOT	VEAN SMART INFRA PRIVATE LIMITED	S	75528	38.69
506122	VOLKAI	GUTTİKONDA VARA LAKSHMI	S	10000	276.09
506122	VOLKAI	KAILASHBEN ASHOKKUMAR PATEL	S	1100	289.14
506122	VOLKAI	KAILASHBEN ASHOKKUMAR PATEL	B	3500	279.3

NSE

Security Code	Security Name	Client Name	Deal	Quantity	Price
CELLPOINT	Cell Point (India) Ltd	NAVDEEP MEHTA	SELL	97200	29.03
CMRSL	Cyber Media Res & Ser Ltd	RAJKUMARI VIMALCHAND	SELL	24000	89.76
DIL	Debock Industries Limited	AROMINO PRIVATE LIMITED	SELL	5664027	3.32
DIL	Debock Industries Limited	MINOLLOW PRIVATE LIMITED	SELL	9764166	3.34
LAMOSAIC	Lamosaic India Limited	EPITOME TRADING AND INVESTMENTS	BUY	391800	164
LAMOSAIC	Lamosaic India Limited	GAUTAM RAJ	SELL	277800	172.2
LAMOSAIC	Lamosaic India Limited	GLOBALWORTH SECURITIES LIMITED	BUY	196200	164
LAMOSAIC	Lamosaic India Limited	MULTIPLIER SHARE & STOCK ADVISORS PRIVATE LIMITED	BUY	65400	164.68
LAMOSAIC	Lamosaic India Limited	NIKHIL RAJESH SINGH	BUY	139200	166.87
LAMOSAIC	Lamosaic India Limited	QUANTUM QUASAR CAPITAL	BUY	148200	164
LAMOSAIC	Lamosaic India Limited	SVCM SECURITIES PRIVATE LIMITED	SELL	108600	172.2
LEMERITE	Le Merite Exports Limited	UMASHANKAR LATH	SELL	126400	227.1
NECLIFE	Nectar Lifesciences Ltd.	ISENGARD DIRECT PE LLC	SELL	1459200	33.1
TFCILTD	Tourism Finance Corp	ADITYA KUMAR HALWASIYA	BUY	500000	179.41

Disclosure:

Research Reports that are published by Nirmal Bang Securities Private Limited (hereinafter referred to as “NBSPL”) are for private circulation only. NBSPL is a registered Research Analyst under SEBI (Research Analyst) Regulations, 2014 having Registration no. INH000001766. NBSPL is also a registered Stock Broker with National Stock Exchange of India Limited, BSE Limited, Metropolitan Stock Exchange of India Limited, Multi Commodity Exchange of India Limited and , National Commodity and Derivative Exchange Limited in Capital Market , Equity and Commodities derivatives segments and Currency Derivatives Segment .

NBSPL has other business divisions with independent research teams separated by Chinese walls, and therefore may, at times, have different or contrary views on stocks and markets.

NBSPL or its associates have not been debarred / suspended by SEBI or any other regulatory authority for accessing / dealing in securities Market since last 20 years. NBSPL, its associates or analyst or his relatives do not hold any financial interest (Except Investment) in the subject company. NBSPL or its associates or Analyst do not have any conflict or material conflict of interest at the time of publication of the research report with the subject company. NBSPL or its associates or Analyst or his relatives may or may not hold beneficial ownership of 1% or more in the subject company at the end of the month immediately preceding the date of publication of this research report.

NBSPL or its associates / analyst has not received any compensation / managed or co-managed public offering of securities of the company covered by Analyst during the past twelve months. NBSPL or its associates have not received any compensation or other benefits from the company covered by Analyst or third party in connection with the research report. Analyst has not served as an officer, director or employee of Subject Company. NBSPL / analyst has not been engaged in market making activity of the subject company.

Analyst Certification: The research analysts and authors of these reports, hereby certify that the views expressed in this research report accurately reflects my/our personal views about the subject securities, issuers, products, sectors or industries. It is also certified that no part of the compensation of the analyst(s) was, is, or will be directly or indirectly related to the inclusion of specific recommendations or views in this research. The analyst(s) principally responsible for the preparation of this research report and has taken reasonable care to achieve and maintain independence and objectivity in making any recommendations.

Disclaimer:

The Research Report is for the personal information of the authorized recipient and does not construe to be any investment, legal or taxation advice. NBSPL is not soliciting any action based upon it. Nothing in the research report shall be construed as a solicitation to buy or sell any security or product, or to engage in or refrain from engaging in any such transaction. In preparing the research report, we did not take into account the investment objectives, financial situation and particular needs of the reader.

The research report has been prepared for the general use of the clients of NBSPL and must not be copied, either in whole or in part, or distributed or redistributed to any other person in any form. If you are not the intended recipient you must not use or disclose the information in the research report in any way. Though disseminated to all the customers simultaneously, not all customers may receive the research report at the same time. NBSPL will not treat recipients as customers by virtue of their receiving the research report. The research report is not directed or intended for distribution to or use by any person or entity resident in a state, country or any jurisdiction, where such distribution, publication, availability or use would be contrary to law, regulation or which would subject NBSPL & its group companies to registration or licensing requirements within such jurisdictions.

The report is based on the information obtained from sources believed to be reliable, but we do not make any representation or warranty that it is accurate, complete or up-to-date and it should not be relied upon as such. We accept no obligation to correct or update the information or opinions in it. NBSPL or any of its affiliates or employees shall not be in any way responsible for any loss or damage that may arise to any person from any inadvertent error in the information contained in the research report. NBSPL or any of its affiliates or employees do not provide, at any time, any express or implied warranty of any kind, regarding any matter pertaining to this report, including without limitation the implied warranties of merchantability, fitness for a particular purpose, and non-infringement. The recipients of the research report should rely on their own investigations.

This information is subject to change without any prior notice. NBSPL reserves its absolute discretion and right to make or refrain from making modifications and alterations to this statement from time to time. Nevertheless, NBSPL is committed to providing independent and transparent recommendations to its clients, and would be happy to provide information in response to specific client queries.

Before making an investment decision on the basis of research report, the reader needs to consider, with or without the assistance of an adviser, whether the advice is appropriate in light of their particular investment needs, objectives and financial circumstances. There are risks involved in securities trading. The price of securities can and does fluctuate, and an individual security may even become valueless. International investors are reminded of the additional risks inherent in international investments, such as currency fluctuations and international stock market or economic conditions, which may adversely affect the value of the investment. Opinions expressed are subject to change without any notice. Neither the company nor the director or the employees of NBSPL accept any liability whatsoever for any direct, indirect, consequential or other loss arising from any use of the research report and/or further communication in relation to the research report. Here it may be noted that neither NBSPL, nor its directors, employees, agents or representatives shall be liable for any damages whether direct or indirect, incidental, special or consequential including lost revenue or lost profit that may arise from or in connection with the use of the information contained in the research report.

Copyright of this document vests exclusively with NBSPL.

Our reports are also available on our website

Registration granted by SEBI and certification from NISM in no way guarantee performance of NBSPL or provide any assurance of returns to investors.

Nirmal Bang Research (Division of Nirmal Bang Securities Pvt. Ltd.)

B-2, 301/302, Marathon Innova,
Opp. Peninsula Corporate Park
Off. Ganpatrao Kadam Marg
Lower Parel(W), Mumbai-400013
Board No. : 91 22 6723 8000/8001
Fax. : 022 6723 8010